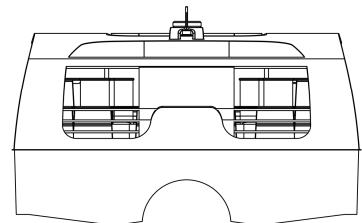
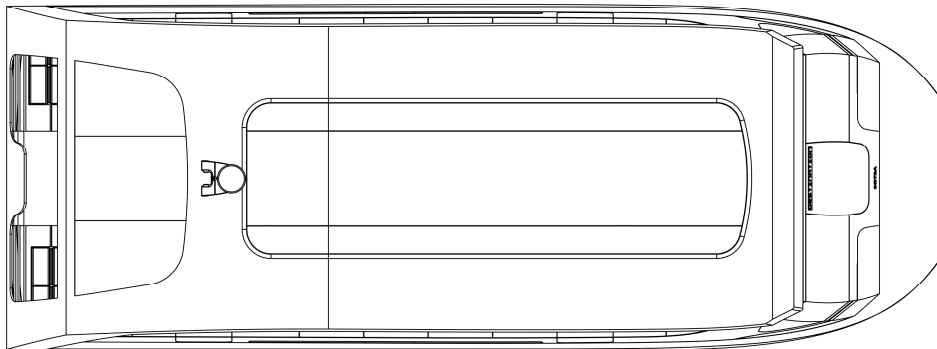
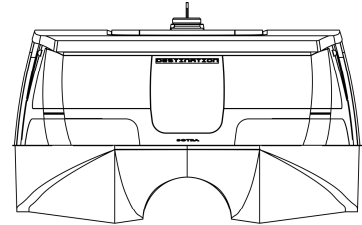
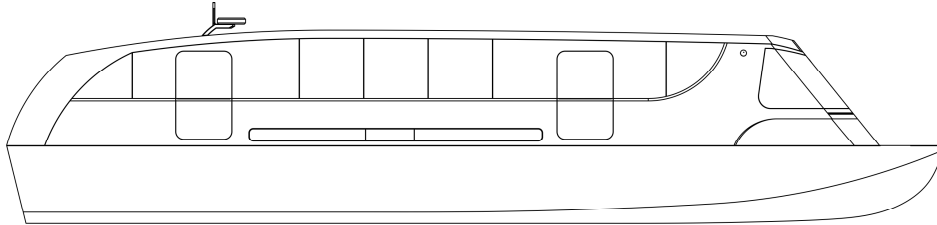


24m WATERBUS - DATASHEET

PASSENGER TRANSPORT VESSEL



Naval Design



Dimensional Data

Length Overall	24 m
Beam overall	8.6 m
Displacement	64 t
Fuel Capacity	5000 L
Speed max	16 knots
Speed cruise	12 knots
Range at cruise speed	80 hours
Crew	2
Passengers	240
Design	KND

Engine Data

Max Power 600 BHP

Options And Accessories

- Business class compartment
- Air conditioning
- Smoking area
- LCD screens
- Stern or jet drive

Standard Features

- Full marine VHF radio
- Loud-hailer
- Seating for 240 passengers
- Windscreen wipers
- Depth finder
- Electric and manual bilge pumps
- GPS
- Foam floatation
- 4x electric doors for boarding
- Electronics distribution panel
- 4 x toilet
- Fire extinguishers system

Certification

- Designed to meet class passenger ferry

ADDRESS

Studio 403, Old Castle Brewery
6 Beach Road, Woodstock
Cape Town, 8000, South Africa

TELEPHONE
FACSIMILE

+27 (0) 21 448 9464
+27 (0) 21 447 9468

EMAIL
WEBSITE

info@navaldesign.com
www.navaldesign.com

*Please note that this is a non contractual document.
We reserve the right to make changes without notice.